


SORRY SISTERS



OUCH BROTHERS



BOY



ICKY TWINS



BOSSY "r"




**SILENT
PALS**



Pictures

Look at the pictures for clues.



Copyright © Pearson Benjamin & Little, Inc.

Make Sense

It should sound like our language and make sense in the story.



Copyright © Pearson Benjamin & Little, Inc.

Get Your Mouth Ready

Get your mouth ready to say the beginning sound(s).



Copyright © Pearson Benjamin & Little, Inc.

Slide Through the Word

Look past the beginning sound.



somebody



Copyright © Pearson Benjamin & Little, Inc.

Leap Frog



- Skip the word.
- Read to the end of the sentence.
- Then go back and reread!

Copyright © Pearson Benjamin & Little, Inc.

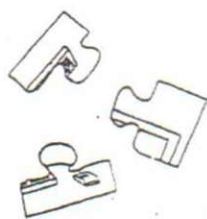
Running Start

Go back and reread quickly to the end of the sentence.



Copyright © Pearson Benjamin & Little, Inc.

Puzzle



Look for the little parts of the word you already know.

c p p a t

g r c a n d c p a

Copyright © Pearson Benjamin & Little, Inc.

Endings

Cover up the ending.



Copyright © Pearson Benjamin & Little, Inc.

Stuck On A New Word ?



Eagle Eye

- ✓ Check the picture for clues.



Get your lips ready

- ✓ Say first sounds.
- ✓ Read & say it quickly.



Stretch it out

- ✓ Say the word slowly.
- ✓ Read it quickly.



Chunk the Word

- ✓ Look for word chunk:
_and, _ing, _at
- ✓ Look for a word part:
be_, _ck, _ee_



Skip It, Skip It

- ✓ Skip the word and read to the end.
- ✓ Hop back & read it.



Try it again

- ✓ Reread the sentence.
- ✓ Try a word that looks right and makes sense.



Ask for help

- ✓ After you have tried your strategies, ask for help.

Never let the word win. Read on!